


Μαθηματικά


Παρατηρώ και γράφω τους αριθμούς 0, 1, 2, 3, 4.

0									
---	--	--	--	--	--	--	--	--	--


0									
---	--	--	--	--	--	--	--	--	--





1									
---	--	--	--	--	--	--	--	--	--



2									
---	--	--	--	--	--	--	--	--	--



3									
---	--	--	--	--	--	--	--	--	--



4									
---	--	--	--	--	--	--	--	--	--

4									
---	--	--	--	--	--	--	--	--	--



4									
---	--	--	--	--	--	--	--	--	--

Παρατηρώ και γράφω τους αριθμούς 0, 1, 2, 3, 4, 5.

0



--	--	--	--	--	--	--

•

 
1



--	--	--	--	--	--	--

•	•
---	---

 
2



--	--	--	--	--	--	--

•	•	•
---	---	---

 
3



--	--	--	--	--	--	--

•	•	•	•
---	---	---	---

 
4

--	--	--	--	--	--	--

•	•	•	•
---	---	---	---

 
5

--	--	--	--	--	--	--

5

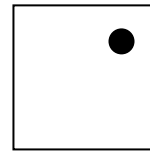

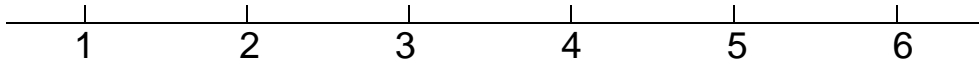



--	--	--	--	--	--	--

5

--	--	--	--	--	--	--


Ανεβαίνω και κατεβαίνω προφορικά από το 1 μέχρι το 10.

Ενώνω με μια γραμμή τις κουκκίδες με τους αντίστοιχους αριθμούς.




Χρωματίζω:

•	→	Καφέ
••	→	Κόκκινο
•••	→	Μπλε
••••	→	Κίτρινο
•••••	→	Ροζ
••••••	→	Πράσινο




Παρατηρώ και γράφω τον αριθμό 1



1									
---	--	--	--	--	--	--	--	--	--

1									
1									

Παρατηρώ τις εικόνες και τις ενώνω με τους αντίστοιχους αριθμούς.




5




2




3




1




4



Παρατηρώ και γράφω τον αριθμό 1 και τον αριθμό 2.



1									
---	--	--	--	--	--	--	--	--	--

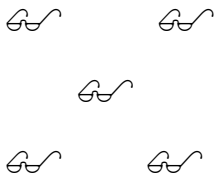



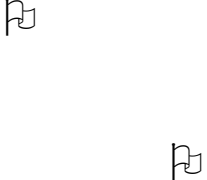







2									
---	--	--	--	--	--	--	--	--	--

2									
---	--	--	--	--	--	--	--	--	--


2									
---	--	--	--	--	--	--	--	--	--

Παρατηρώ τις εικόνες και κυκλώνω το σωστό αριθμό.


 1 2 3 4 5	 1 2 3 4 5	 1 2 3 4 5	 1 2 3 4 5	 1 2 3 4 5
--	--	--	--	--

 1 2 3 4 5	 1 2 3 4 5	 1 2 3 4 5	 1 2 3 4 5	 1 2 3 4 5
--	--	--	---	--


Παρατηρώ και γράφω τον αριθμό 1, τον αριθμό 2 και τον αριθμό 3.



1									
---	--	--	--	--	--	--	--	--	--



2									
---	--	--	--	--	--	--	--	--	--



3									
---	--	--	--	--	--	--	--	--	--

3									
3									

Πόσα είναι τα νομίσματα; Μετράω και αντιστοιχίζω.



3



5



1



4







2



Οι αριθμοί από το 1 έως το 5



Συνδέω τις εικόνες με τους αντίστοιχους αριθμούς.



2

4

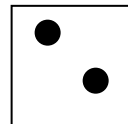
3

5

Συμπληρώνω και εγώ τις μπάλες και τις κουκκίδες που λείπουν.



2



5




4

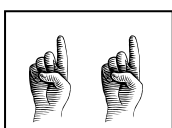




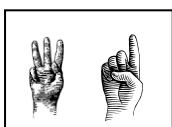
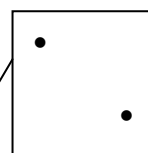
3



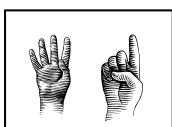
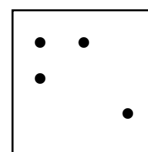
Βρίσκω πόσα είναι τα δάχτυλα και πόσες οι κουκκίδες και αντιστοιχίζω με τους αριθμούς.



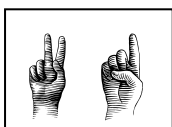
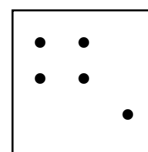
4



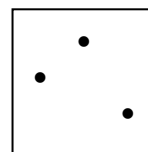
5



3



2



Πρόσθεση και ανάλυση των αριθμών μέχρι το 5



Ανεβαίνω μέχρι το 10.

					6	7	8	9	10
--	--	--	--	--	---	---	---	---	----



Κατεβαίνω από το 10.

10	9	8	7	6					
----	---	---	---	---	--	--	--	--	--



Γράφω τους αριθμούς που δείχνουν τα δάχτυλα.





και





και



και

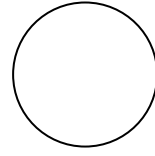


και





και




Μοιράζω τα 3 μήλα με διαφορετικούς τρόπους.


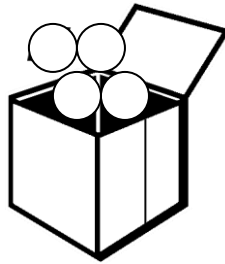


3

0





Μοιράζω τις 4 μπάλες με διαφορετικούς τρόπους.




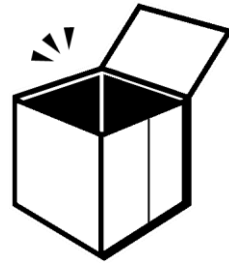
3

και


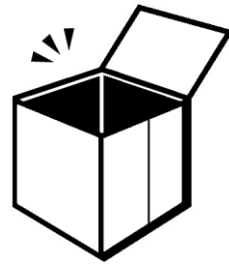
1




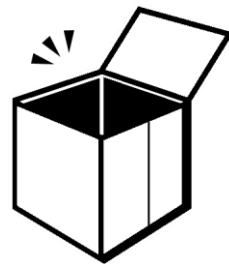
και



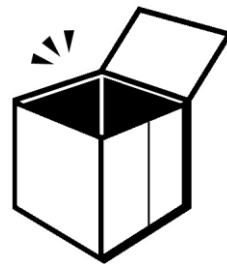
και



και



και



Μοιράζω τα 5 κουτιά με διαφορετικούς τρόπους.



4



και

1



και



και



και



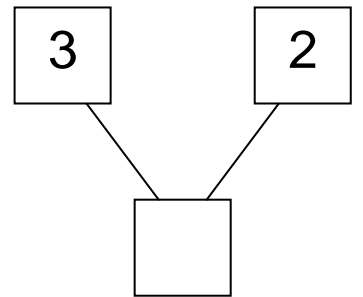
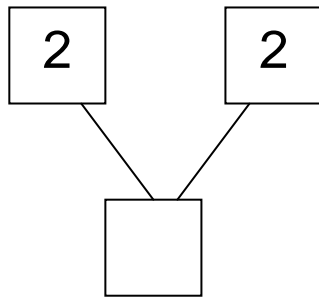
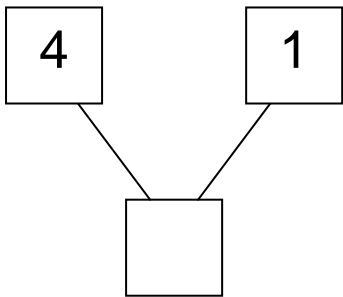
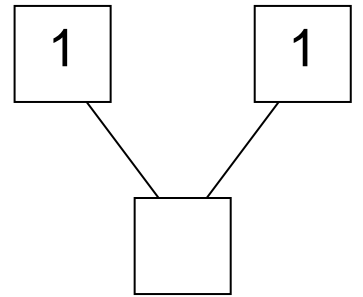
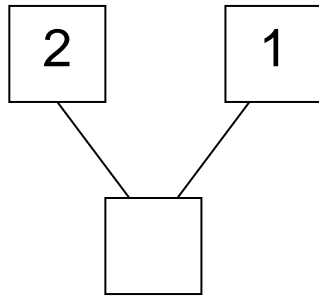
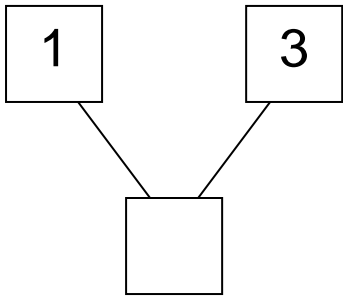
και



και



Συμπληρώνω τους αριθμούς που λείπουν:



$(3) \text{ και } \bigcirc \longrightarrow (4)$

$(2) \text{ και } \bigcirc \longrightarrow (3)$



$(1) \text{ και } \bigcirc \longrightarrow (3)$



$(4) \text{ και } \bigcirc \longrightarrow (5)$



$(3) \text{ και } \bigcirc \longrightarrow (5)$



Πρόσθεση και ανάλυση των αριθμών μέχρι το 5

Πόσα είναι τα τριαντάφυλλα κάθε φορά;


 και 
→ κάνουν μαζί




 και 
→ κάνουν μαζί


 και 
→ κάνουν μαζί


 και 
→ κάνουν μαζί

Αναλύω τον αριθμό 5 με διαφορετικούς τρόπους. Σχεδιάζω μπάλες και συμπληρώνω τους αριθμούς.




 και 
→ κάνουν μαζί

→ κάνουν μαζί

→ κάνουν μαζί


→ κάνουν μαζί

Σύγκριση και εκτίμηση ποσότητας

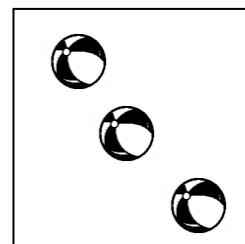
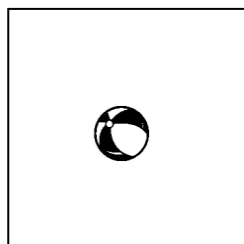
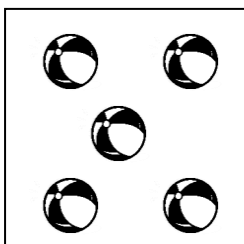

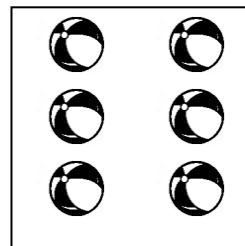
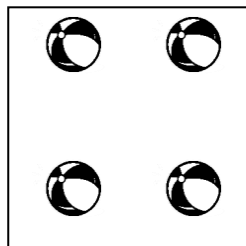
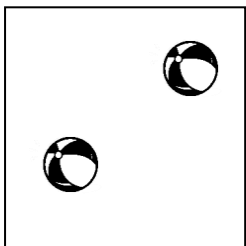


Είναι τα λουλούδια τόσα όσες και οι μέλισσες;

Για να το βρω αντιστοιχίζω.


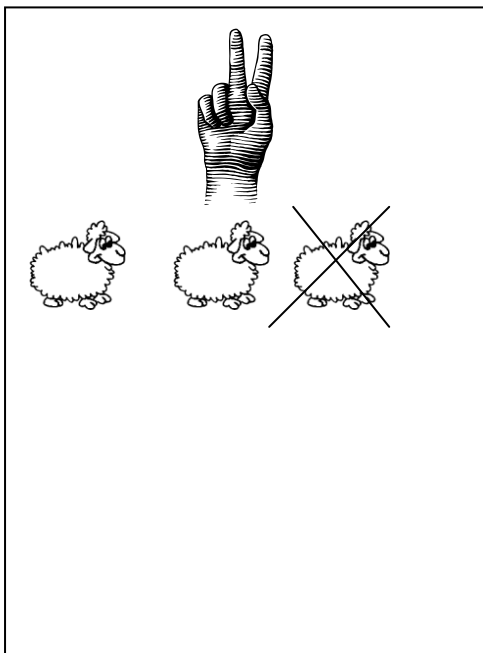


Σχεδιάζω τόσες γραμμές όσες είναι οι μπάλες.



Παρατηρώ σε κάθε εικόνα πόσα είναι τα δάχτυλα.

Διαγράφω από κάθε εικόνα τα ζωάκια που περισσεύουν.



Ζωγραφίζω ένα τριγωνάκι περισσότερο	
△ △	△ △ △
△ △ △ △	
△ △ △	

Ζωγραφίζω ένα τριγωνάκι λιγότερο	
△ △ △ △ △	
△ △	
△ △ △ △	





Μετρώ προφορικά μέχρι το 10:

- Ξεκινώντας από το 1
- Ξεκινώντας από το 3
- Ξεκινώντας από το 5

Επαναληπτικό μάθημα



Πόσα είναι όλα κάθε φορά;







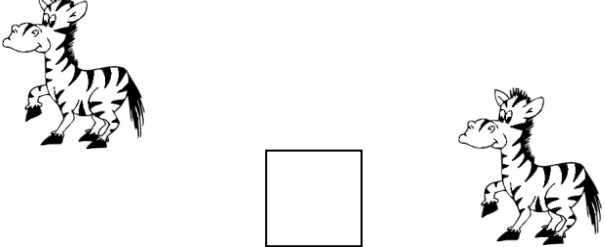
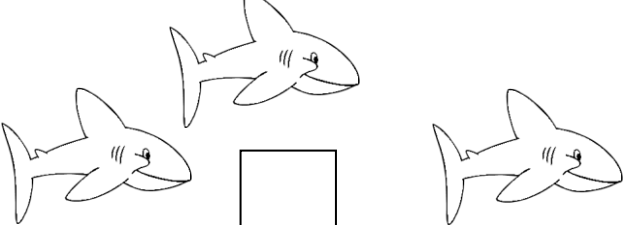


 και 1 Όλα είναι <input type="text"/>	 και 2 Όλα είναι <input type="text"/>
 και 1 Όλα είναι <input type="text"/>	 και 2 Όλα είναι <input type="text"/>

A staircase with 11 steps, numbered from 0 to 10. The numbers are placed on the horizontal part of each step. An arrow points up from step 0 with the text "Ανεβαίνω!". Another arrow points down from step 10 with the text "Κατεβαίνω!". To the left of the staircase, there is a cartoon illustration of a dinosaur sitting on a large number 1, with another dinosaur standing next to it.

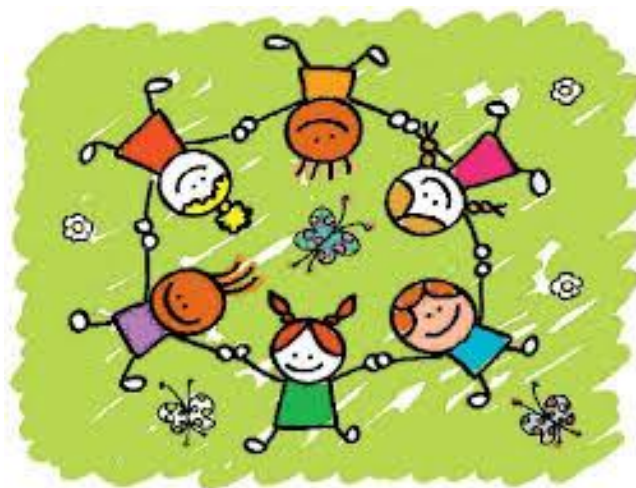
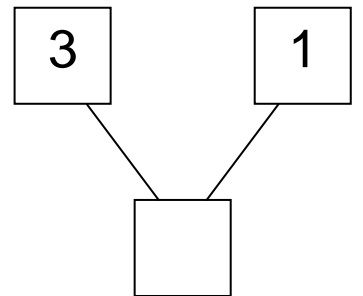
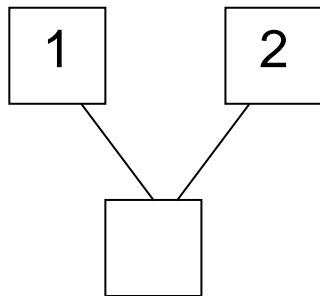
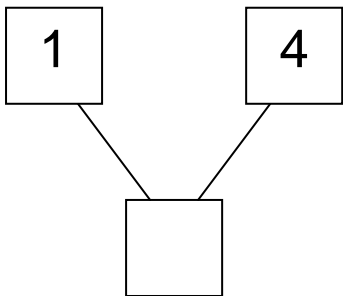
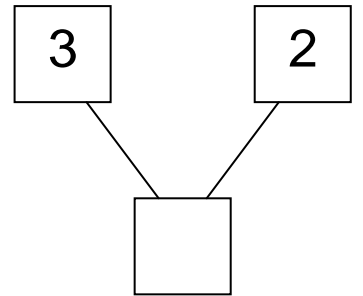
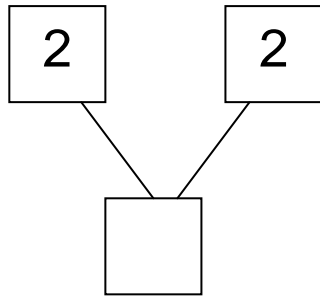
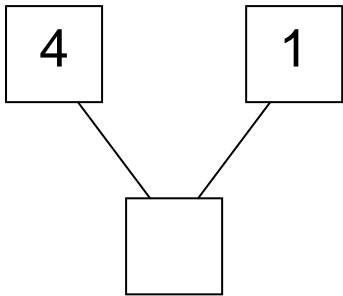
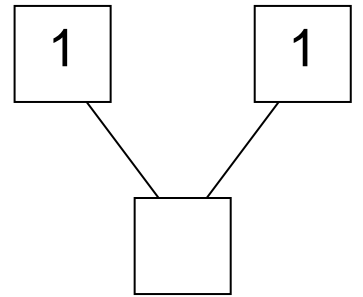
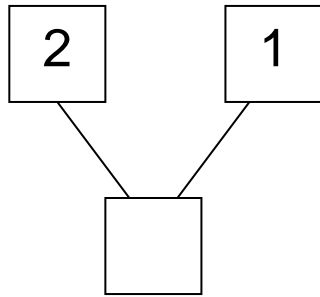
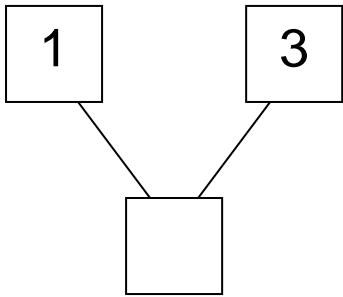
Ανεβαίνω!

Κατεβαίνω!

Μετρώ και γράφω πόσα είναι.

 <input data-bbox="359 448 459 548" type="text"/>	 <input data-bbox="1104 448 1204 548" type="text"/>
 <input data-bbox="359 728 459 828" type="text"/>	 <input data-bbox="1104 728 1204 828" type="text"/>
 <input data-bbox="359 1030 459 1131" type="text"/>	 <input data-bbox="1104 1030 1204 1131" type="text"/>
 <input data-bbox="359 1321 459 1422" type="text"/>	 <input data-bbox="1104 1321 1204 1422" type="text"/>
 <input data-bbox="359 1612 459 1713" type="text"/>	 <input data-bbox="1104 1612 1204 1713" type="text"/>

Συμπληρώνω τους αριθμούς που λείπουν:



Προγραφικές

